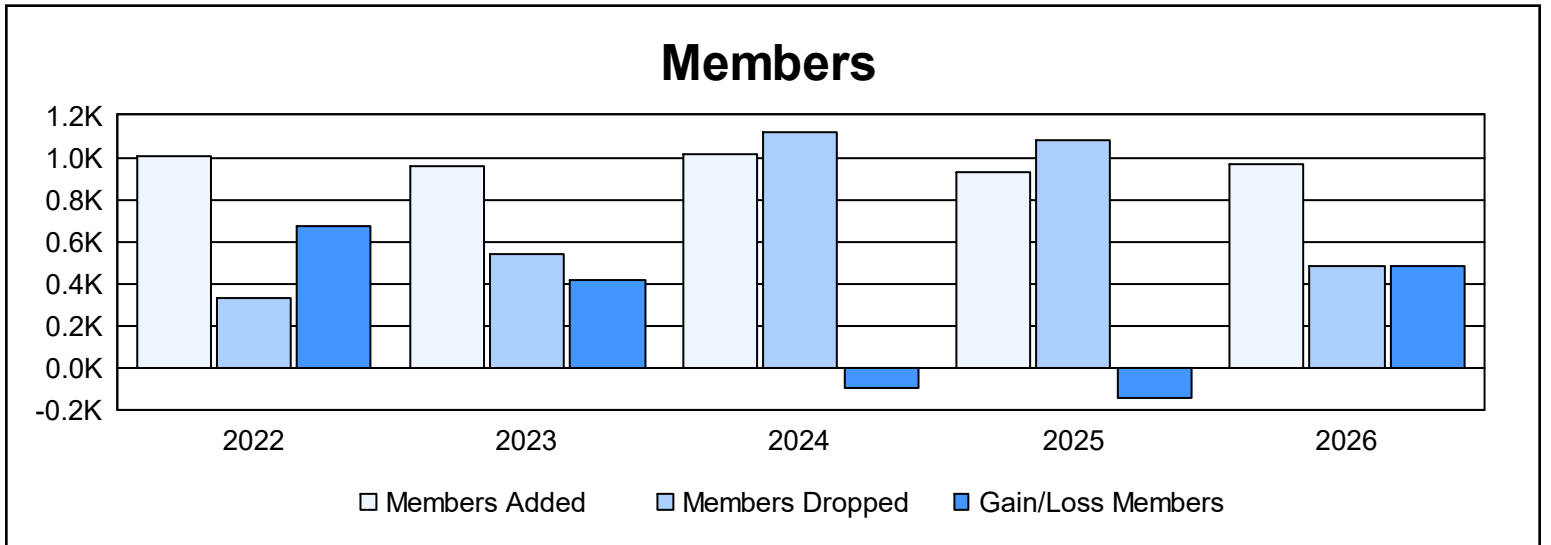
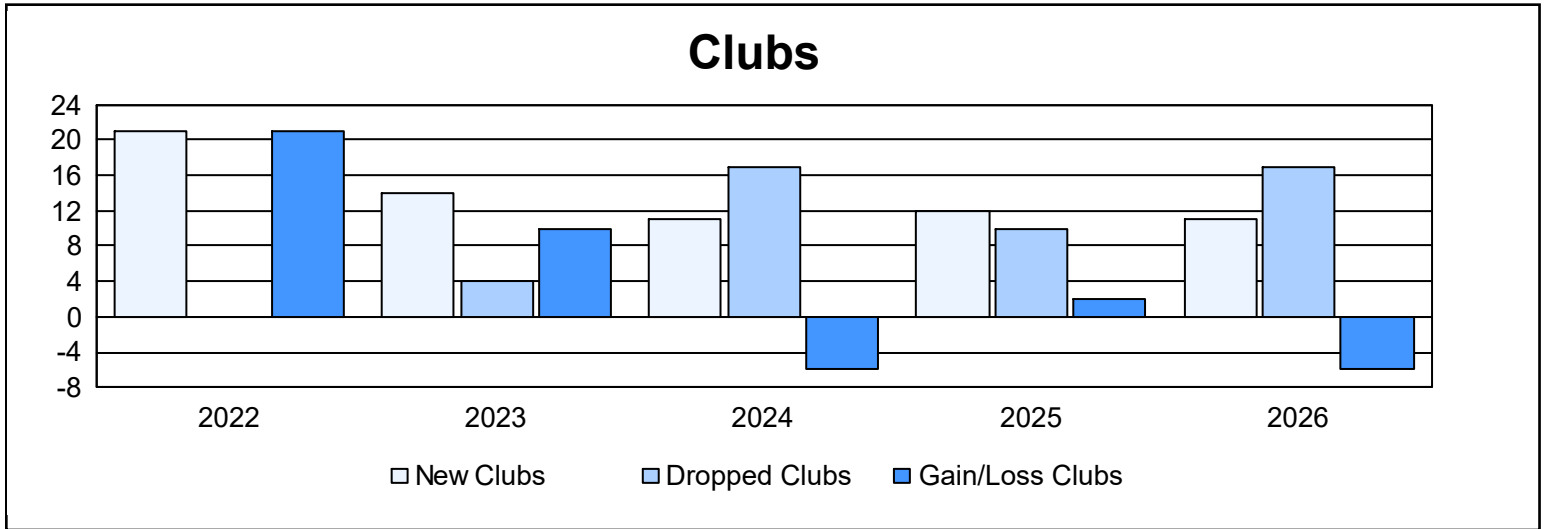
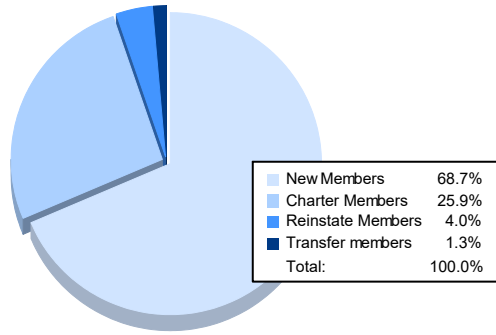


| Year | New Clubs | Dropped Clubs | Gain/ Loss Clubs | New Members | Charter Members | Reinstate Members | Transfer Members | Total Member Added | Total Members Dropped | Gain/ Loss Members |
|----------------|-----------|---------------|------------------|-------------|-----------------|-------------------|------------------|--------------------|-----------------------|--------------------|
| 2021-2022 | 21 | 0 | 21 | 449 | 543 | 5 | 6 | 1,003 | 332 | 671 |
| 2022-2023 | 14 | 4 | 10 | 502 | 401 | 54 | 0 | 957 | 541 | 416 |
| 2023-2024 | 11 | 17 | -6 | 566 | 370 | 65 | 18 | 1,019 | 1,117 | -98 |
| 2024-2025 | 12 | 10 | 2 | 433 | 265 | 159 | 76 | 933 | 1,081 | -148 |
| 2025-2026 | 11 | 17 | -6 | 664 | 250 | 39 | 13 | 966 | 485 | 481 |
| Average | 14 | 10 | 4 | 523 | 366 | 64 | 23 | 976 | 711 | 264 |



Membership Composition March 2026 Cumulative



Gender Composition March 2026 Cumulative

